



**SUSAN KUZNITSKY**  
**FINE ART**

[www.susankuznitsky.com](http://www.susankuznitsky.com)

[Blick Featured Artist Demos](#)

# Welcome to my online pastel class.

The main format of my class will be a demo followed by a slide presentation. I send out the image a couple days ahead, so you have the option to paint along. Or you can just watch and work later, on your own. You will get a YouTube link to review the demo later.

I like to mix it up with subject matter and challenge you to try something you might not try on your own. These images were all started as demos.

For critique of your work, please email me a good image of your painting by noon the day before class.

Email it to : [sjkartclass@gmail.com](mailto:sjkartclass@gmail.com)



# Blick Featured Artist Page

I am one of Blick's featured Artists.

You can see my 3 videos and shop for supplies at the link below.

If you decide to purchase through my page, please use the link within 24 hours of clicking on it.

If more than 24 hours passed, just click the link again.

Otherwise, I won't receive credit for your purchase.

I earn a small commission at no additional cost to you.

<https://www.dickblick.com/featured-artist/SusanKuznitsky/>

Free Shipping On Orders of \$45 or More | Use promo code CFDS in cart | [SEE TERMS](#)

## Susan Kuznitsky

Projects Supplies About the Artist

### Susan Kuznitsky Projects

[Dahlia Fields Painting](#) | [Pastel Pet Portrait](#) | [Landscape Painting](#) | [Creating a Portrait](#)

**Dahlia Fields Painting**

Follow along with Susan to create a vibrant landscape painting rich with texture. Start by creating a sketch and applying pastel ground to your surface anywhere extra texture is desired. Use watercolors to create an underpainting, laying down large, flat, simple shapes. Once dry, refine shapes with a pastel pencil. Finally, use pastels to reinforce shapes and value, adding color, highlights, and details as you paint.

# Pastels

One of the best resources for pastel painters is Dakota Art Pastels

<https://www.dakotapastels.com/>

It is a fabulous web site to educate yourself on all the brands available.

My go to brands are (soft) Sennelier, Terry Ludwig, (medium) Rembrandt, (hard) Nupastels , Cretacolor.

I also have a variety of pastel pencil brands that I use. Carb Othello and Conte' are two of my favorites.



## SOFT

### #1 SCHMINCKE

Origin: Germany Colors: 400 Size: 1/2" x 2 1/2"  
Velvety soft • Intensely pigmented • Very consistent • Great finishing pastel

### #2 GREAT AMERICAN

Origin: USA Colors: 546 Size: 1/2" x 2 1/4"  
Square shape • Buttery soft • Extensive color selection • Great range of tints

### #3 BLUE EARTH

Origin: USA Colors: 336 Size: 1/2" x 1 3/16"  
Organized by hue, value, & intensity • 10 color range sets • High density pigments

### #4 SENNELIER

Origin: France Colors: 525 Size: 7/16" x 2 1/2"  
Exceptional darks • Bright and intense colors • Great half stick plain air set

### #5 UNISON

Origin: England Colors: 424 Size: 1/2" x 2"  
Unique and dynamic selection of colors • Color range sets • Good neutrals & earth tones

### #6 TERRY LUDWIG

Origin: USA Colors: 550 Size: 1/2" x 1 1/2"  
Square shape • Creamy smooth • Super darks

### #7 DIANE TOWNSEND SOFT

Origin: USA Colors: 408 Size: 1/2" x 1 1/4"  
Densely pigmented • Great clarity • Simple value steps • Midnight darks and pale lights

### #8 DIANE TOWNSEND THINLINE

Origin: USA Colors: 64 Size: 3/8" x 1 1/4"  
Thin shape • Pumice in pastel • Complements the Terrages line

### #9 DIANE TOWNSEND TERRAGES

Origin: USA Colors: 190 Size: 1/2" x 1" x 1 1/4"  
Bold chunky shape • Very expressive • Pumice in pastel • Clear color

### #10 DALER-ROWNEY

Origin: England Colors: 186 Size: 1/2" x 2 1/4"  
Soft and creamy • Less tendency to break and dust

### #11 GIRAULT

Origin: France Colors: 300 Size: 3/8" x 2 1/2"  
Unique slightly firmer consistency • Very smooth and dense

### #12 MOUNT VISION

Origin: USA Colors: 409 Size: 1/2" x 2 1/4"  
Large stick • Consistent color and softness • Great value

## MEDIUM

### #13 REMBRANDT

Origin: Holland Colors: 218 Size: 1/2" x 2 1/4"  
Popular medium soft line • Great for under painting • World's best selling pastel

### #14 ART SPECTRUM

Origin: Australia Colors: 154 Size: 1/2" x 2 1/4"  
Unique 'down under' colors • Rich darks

### #15 HOLBEIN

Origin: Japan Colors: 144 Size: 5/16" x 2"  
Square stick for edge and detail work • Consistent color

## HARD

### #16 NUPASTEL

Origin: USA Colors: 96 Size: 1/4" x 3 1/2"  
Square hard stick • Under-painting and detail work

### #17 CARAN D'ACHE CUBES

Origin: Switzerland Colors: 84 Size: 1/4" x 3 1/4"  
Square hard stick • Subtle color range with matching pastel pencil line

### #18 FABER-CASTELL POLYCHROMOS

Origin: Germany Colors: 60 Size: 1/4" x 3 1/4"  
Square hard stick • Broad and brilliant color range • Good darks

### #19 CRETACOLOR

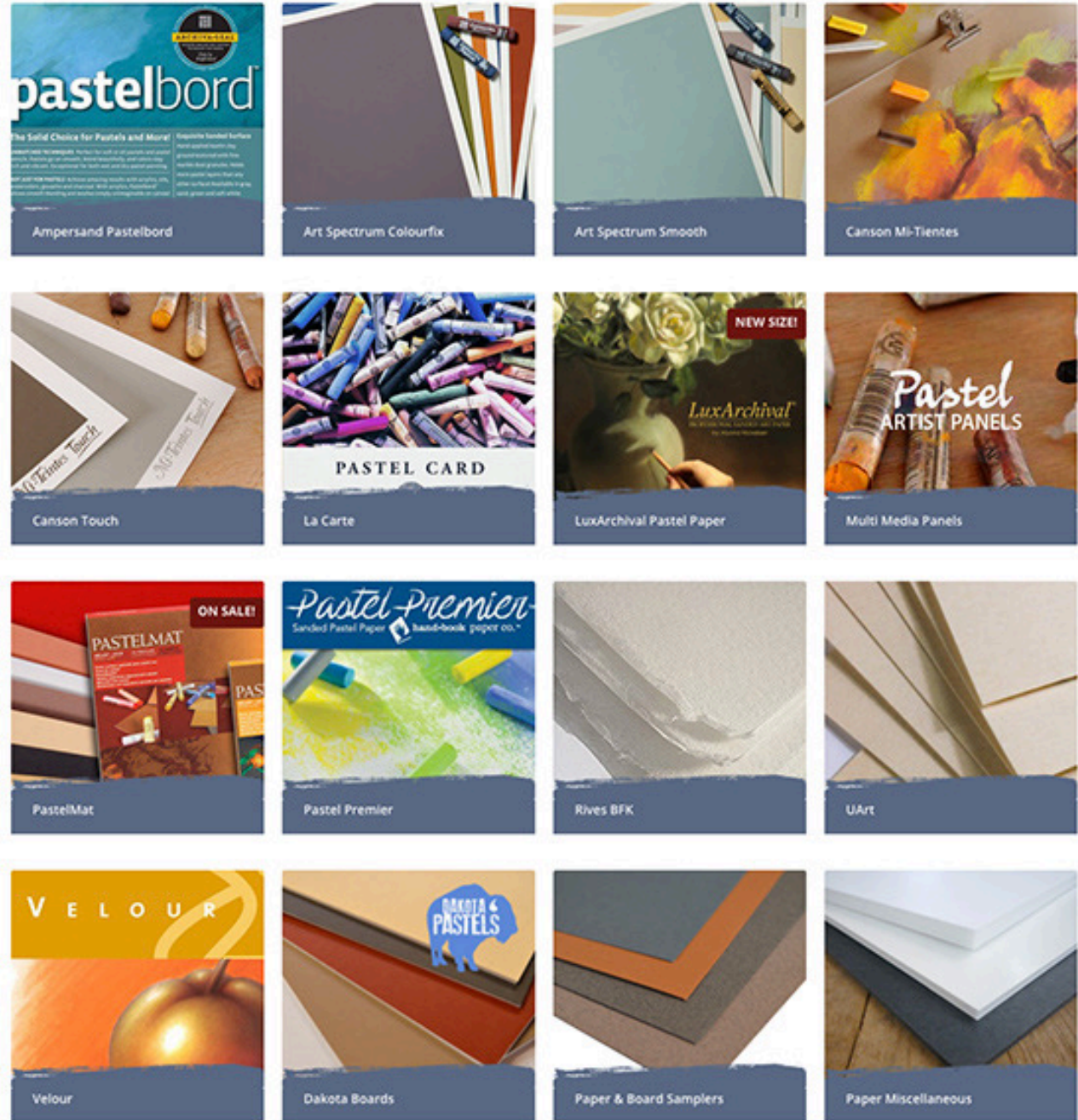
Origin: Austria Colors: 72 Size: 1/4" x 2 1/4"  
Square hard stick • Nice color range • Good value

# Surfaces

There are many surfaces to work on for pastels. Here are the current ones on the market. My favorite is Lux Archival. I also use UArt 400 grit. Both are available at Dakota Art, Blick and Amazon.



There are also primers and grounds to create your own gritted surface on multimedia boards or gator board. Watercolor paper is also an option. The options are many and you can experiment and have fun.



## Organizing Your Pastels



Arrange your pastels by values across and by color up and down. All brands can co-mingle.

This is a value chart of the full-size set of NuPastels arranged by similar values.



A few years after studying at the American Academy of Art in Chicago (my home town), I went to Woodstock , NY and worked as Albert Handell's studio assistant for years. (1978-79)

<https://www.alberthandellstudio.com/>



Work done during my time in Woodstock





Back to Chicago to start my own studio.

Painted at the Palette and Chisel  
Academy w/ Richard Schmid (1987-1988)

<https://www.richardschmid.com/>



First of my 'Women in Hats' series







Series continued in Oregon.








## The Gerber Family

15 x 30 on UArt Sanded Paper with a watercolor underpainting.





Susan Krantzky



Class portrait demos








# Photo References


What to leave in, what to leave out...



# Plein Air




Dreams of Summer – pastel with alcohol wash underpainting.








Waterfall Colors



Pastel with alcohol wash





Watercolor underpainting



Watercolor underpainting



My love of dappled light





Pastels for all seasons





Paintings from my travels

Mid town Manhattan Cafe



## Acrylic Underpainting









# PORTRAIT & FIGURE

BY ANI KODJABASHEVA



## FIRST PLACE

### SUSAN KUZNITSKY

In *Garden Beauty* (left) by Susan Kuznitsky ([susankuznitsky.com](http://susankuznitsky.com)), a young woman in a flower garden glances back over her shoulder with an easy smile. A heavy shawl slides off her skin as full brown curls cascade down her back. The woman has just turned away from the roses to address a companion outside of the picture plane. "The model's name is Taija, and I guess you can call her my muse," Kuznitsky says. The sense of comfortable intimacy reflects a years-long relationship between painter and model.

After the artist's son introduced Kuznitsky to Taija, a friendly relationship blossomed between the two women. They habitually visit gardens and flower fields around Portland, Ore., to do modeling photo shoots. Kuznitsky likes to capture Taija's unselfconscious beauty. Usually, the artist edits the pictures digitally to get the scene she wants—but in this case, the shot was just right, capturing an earnest moment between the two.

That vividness of the painting, with dappled sunlight playing on a range of surfaces, is what struck Portrait & Figure juror Alain Picard. "The sense of light and air is palpable," he says of the work. "The figure is rendered beautifully with grace and form while retaining the impressionistic touch of the painting." Although *Garden Beauty* was created in the studio, Kuznitsky has spent many years of painting from life, as



2022 Spring issue of the Pastel Journal  
Pastel 100

The lushness of the model's hair and shawl is achieved by dabbing thick, undiluted acrylic-based pastel ground onto the sanded paper to create a rougher texture in those areas. "It's so amazing what that extra ground does with the soft pastels," Kuznitsky says. "You just swipe them really lightly over this texture." As the rough ground catches the pigment and the light hits it, it creates "sparkles." By trying a new technique and allowing space for accidents, Kuznitsky added a whole other dimension to the artwork. She has since used this selectively applied pastel ground for other paintings, including landscapes and seascapes.